

**Madison Dane
County Violence
Prevention Coalition:**
June 2, 2022

Welcome

Madison Dane County Violence Prevention Coalition Quarterly Meeting

- VPU team introductions
- Reconnect and Network
- PHMDC role



Opening Remarks

- **Roadmap: From Planning to Action**
- **Meeting Focus:**
 - Strengthening collaborative partnerships
 - Highlight existing services and data
 - Continuing Work Groups to implement Roadmap Goals
 - Importance of the Coalition

Agenda Overview

- Accomplishments & Building Partnerships
- Violence Prevention RFP
- Systems Thinking Exercise
- Service Mapping: The Data/Service Cycle
- “VP Talks: Interviews with Leaders in the VP Field”
- How Data informs our work
- World Café
- What’s Next?

Expectations of Engagement:

Be here and
be present

Think well of
each other

Recognize
Intent &
Impact

Hard on
systems, soft
on people

Keep
confidentiality

Share the
space

Expect
unfinished
business

Avoid
assumptions,
ask questions

Speak your
truth

Roadmap Vision



A community that utilizes collaboration and coordination to reduce violence and invest in the safety and health of residents and their environments

Action Plan Reflections

Build

- Build knowledge, coordination and collaboration
- Feedback / Data / Decision-Making

Action

- Short-term wins
- Commitment to the Process

Accomplish

- Funding for programming
- Address root causes

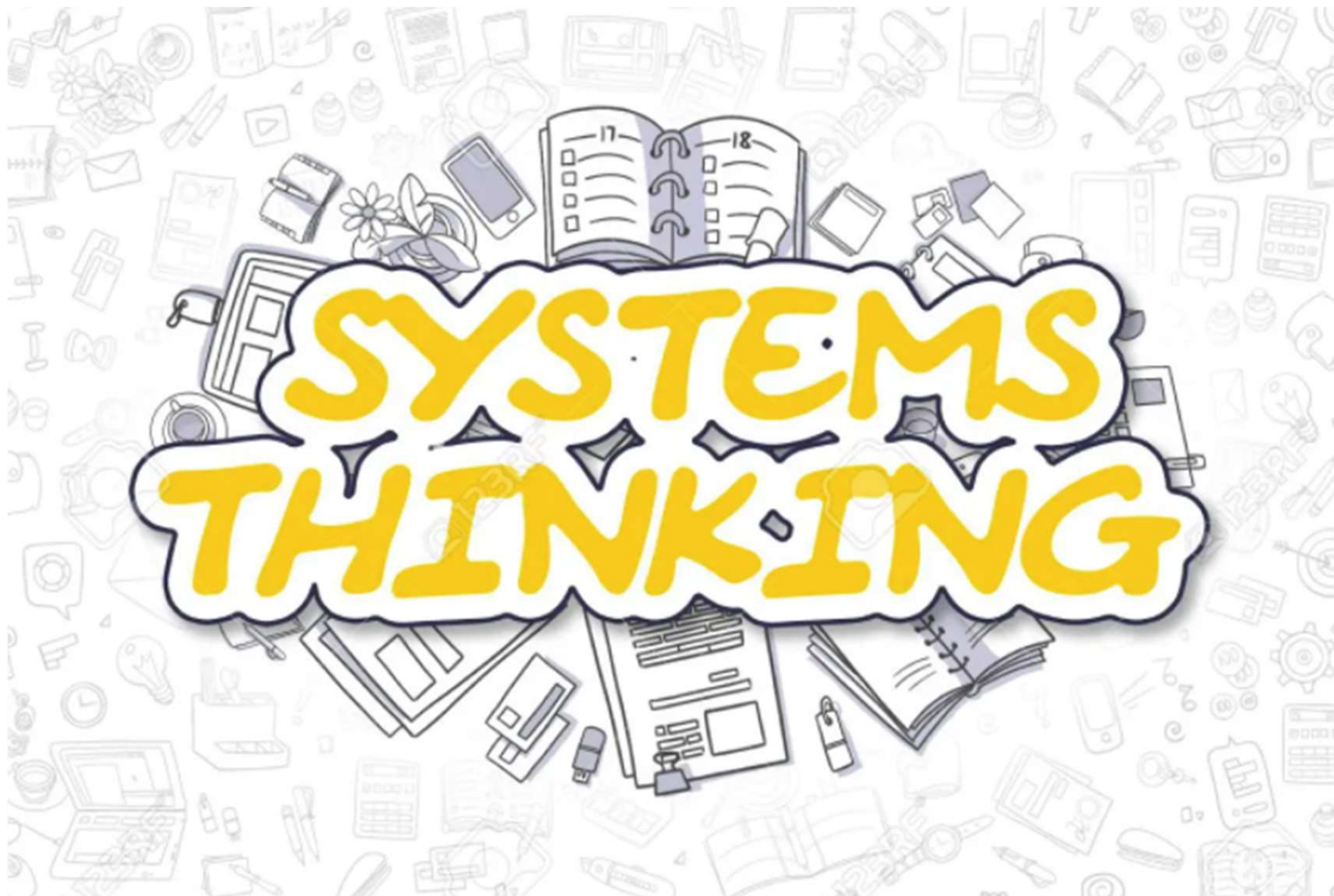
A Year of Work Group Collaboration

- Workgroups came together to move the goals of the Roadmap forward
 - Created RFP priorities and activities
- Increased connections and potential for future collaborations with other organizations
- Acknowledge that workgroups will continue to grow and evolve to fit the needs and members involved

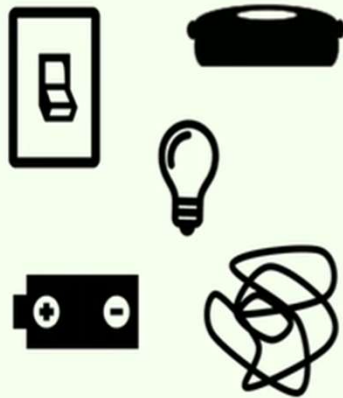
Violence Prevention RFP:

Overview –

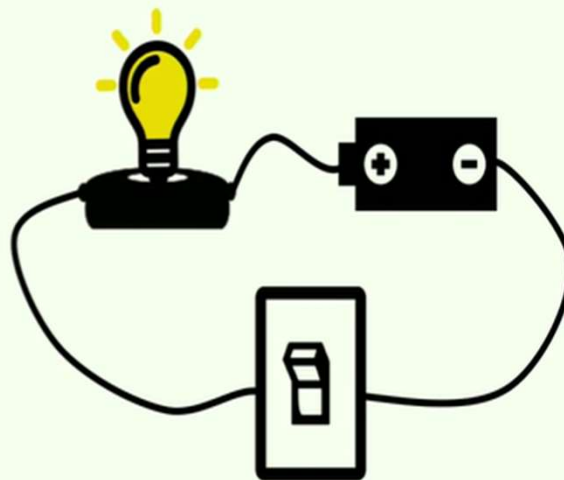
- VP Coalition Work Groups determined RFP prioritized activities for 2022
- Competitive RFP(s) issued by PHMDC to address priorities of Work Groups
- Next Steps:
 - Coalition Members continue to identify Roadmap priorities
 - Issue additional RFPs in 2023



This is not a system.



This is a system.



Interdependence
of components

We need systems thinking when we work on **complex problems** (no quick, easy fixes)



People bring different **perspectives** or **mental models**

Second picture from <https://waters-center-for-systems-thinking.myshopify.com/>



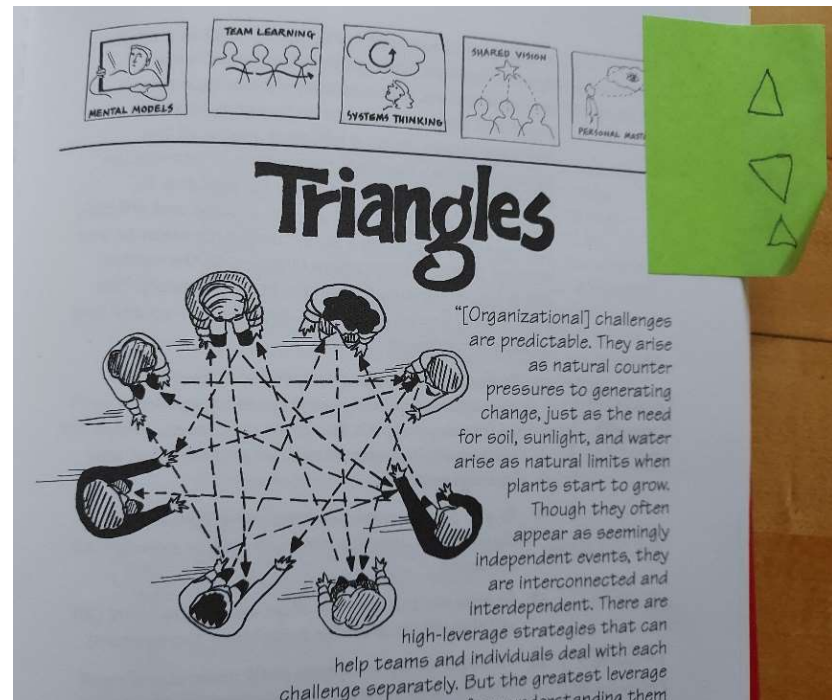
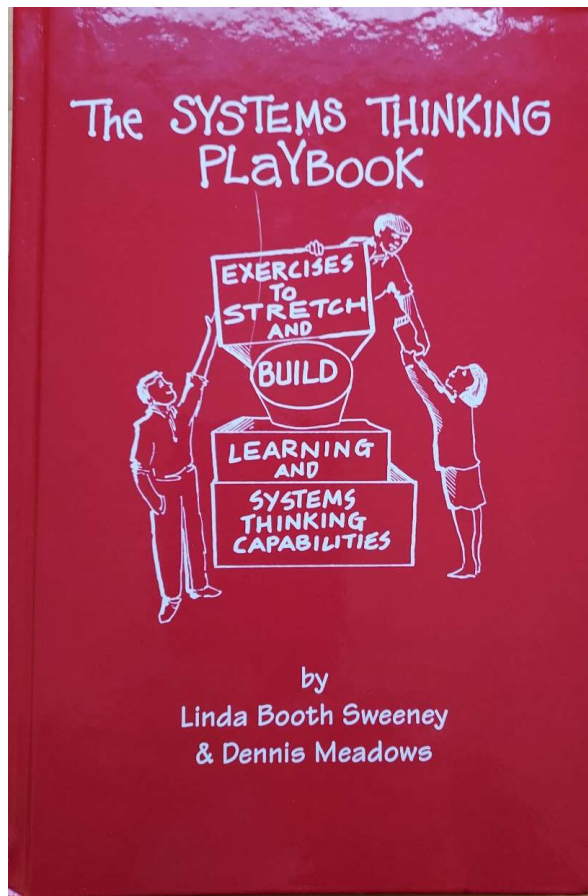
A system's **structure** drives its behavior

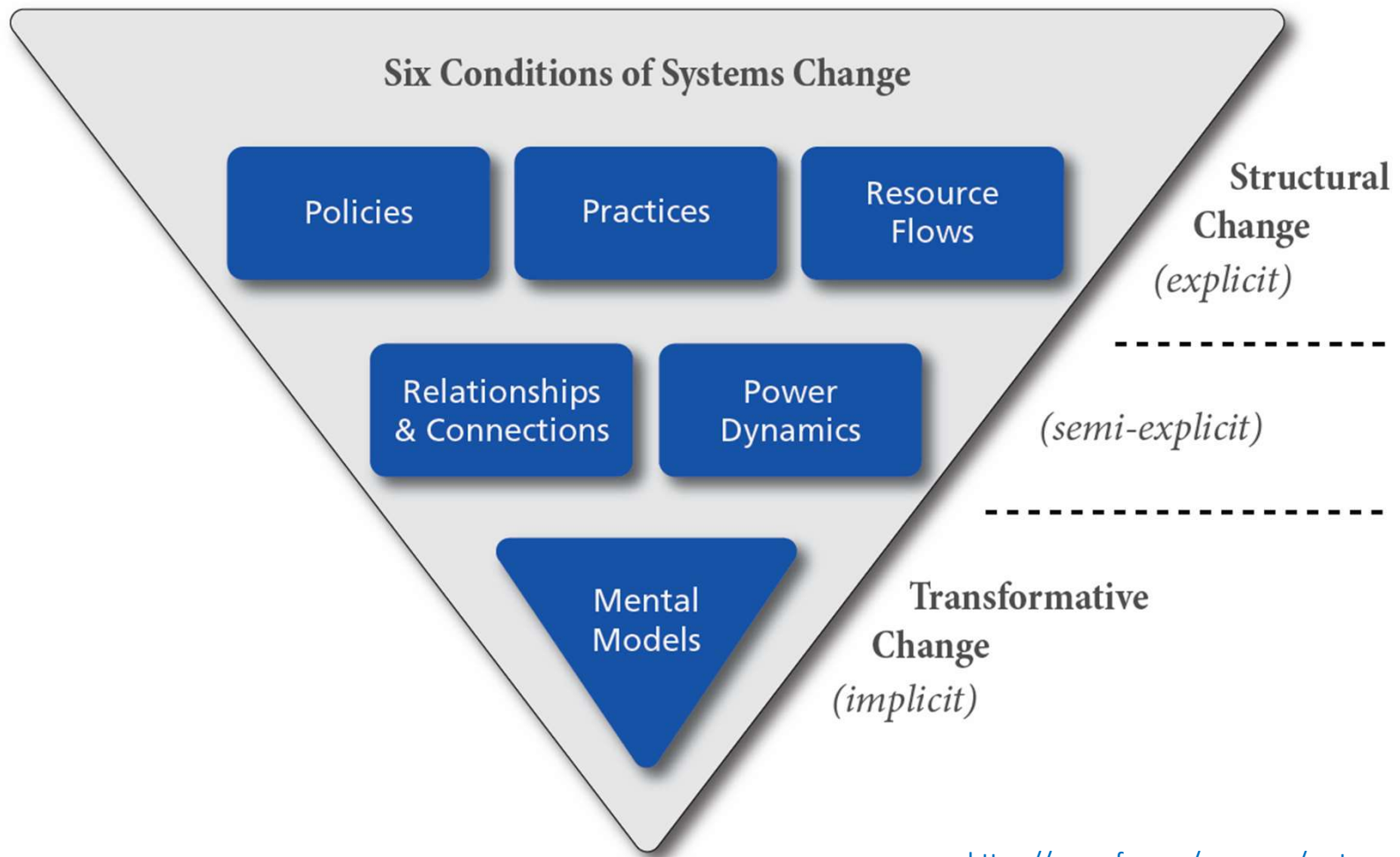
Leverage points – points in the system where a small shift in one thing can produce big changes in everything

Avoids quick fixes that may lead to bigger problems

Avoids blaming an individual or sector

Triangles Exercise



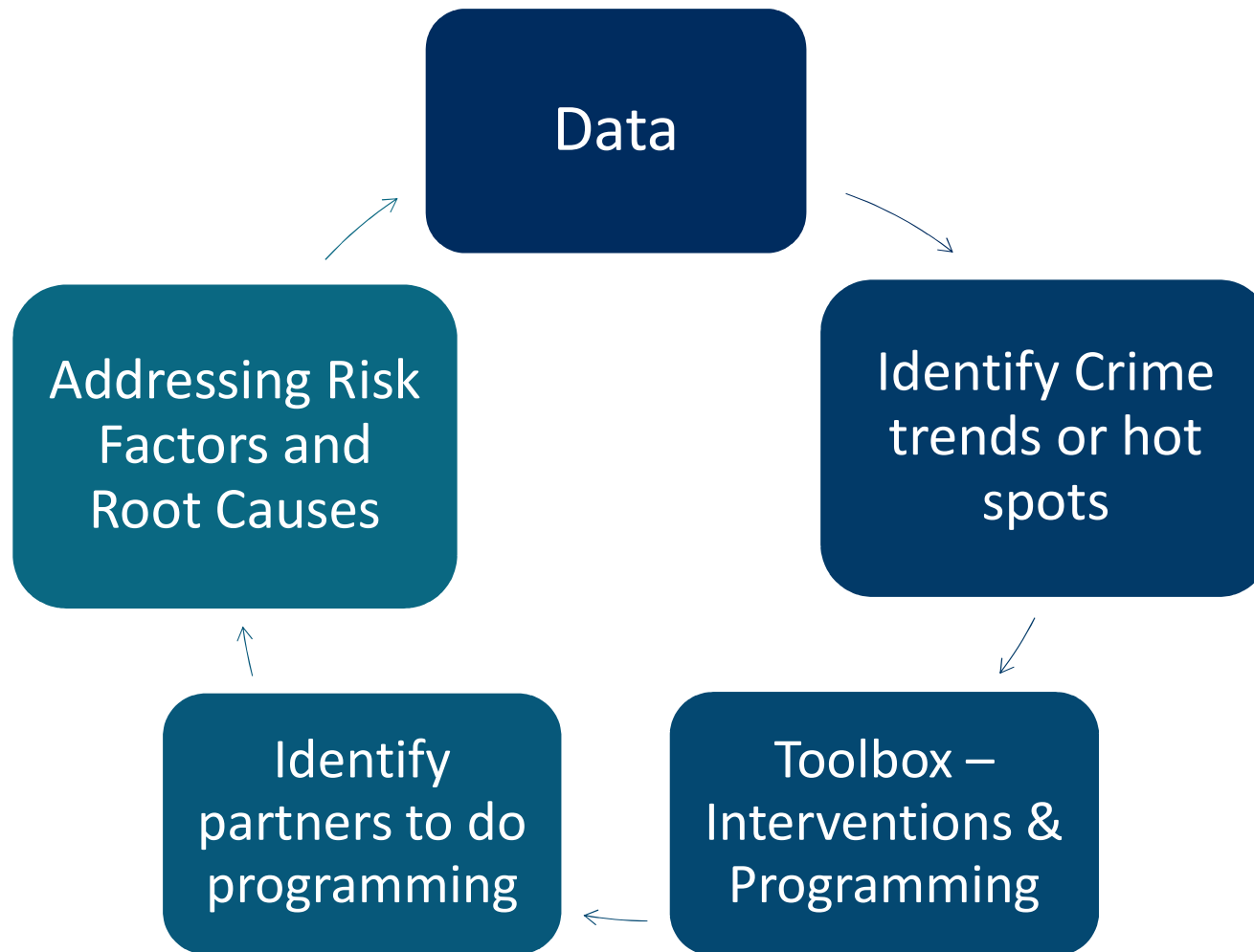


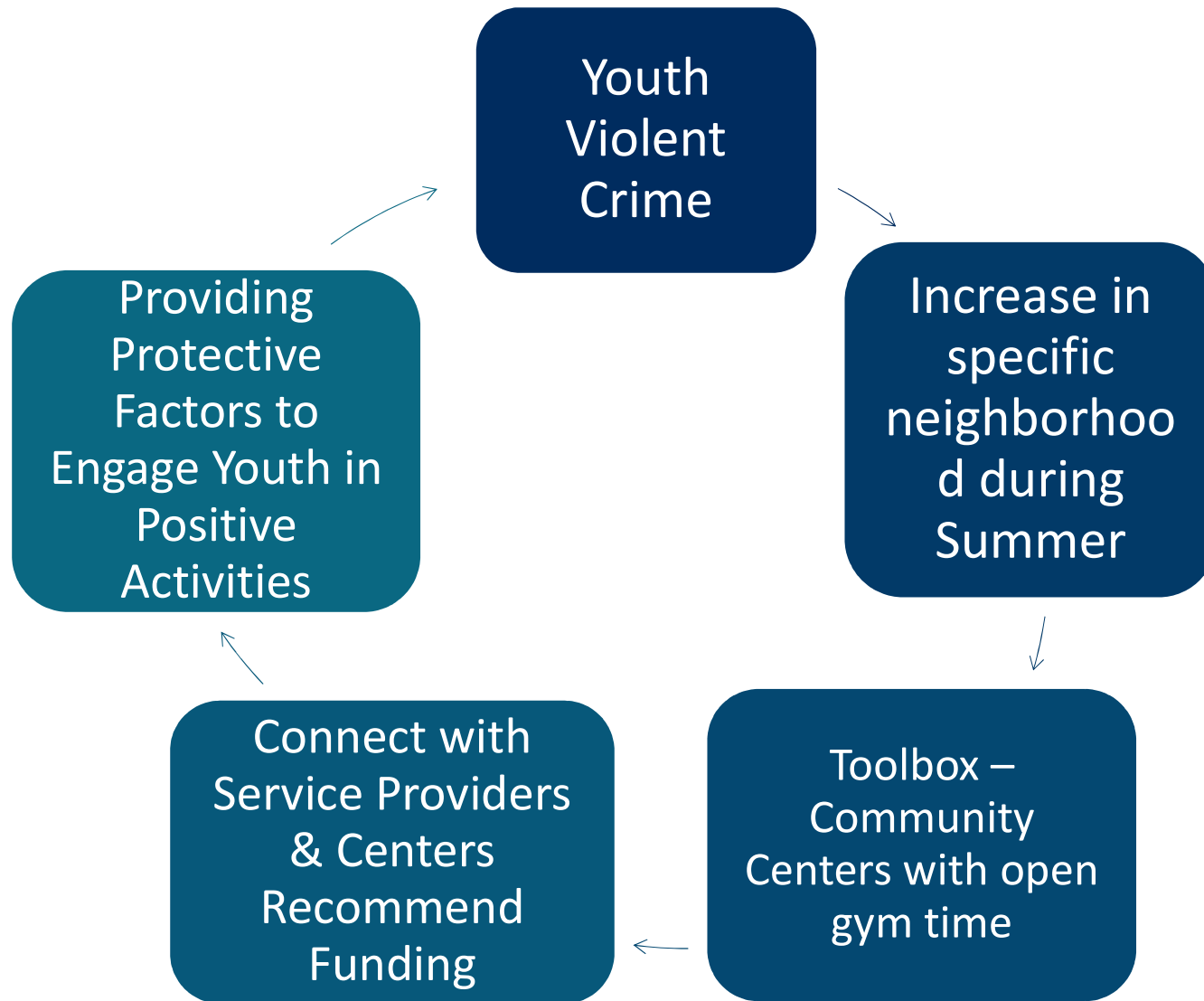
Service Provision Survey

- **Goals:**

- Capture services and resources for violence prevention and intervention
- Increase & support coordination & cross-collaboration with the Coalition, and with other partners
- Service Provider Resource (current version)

Data + Service Mapping





Service Provision Survey + Data

- Lays the groundwork for the coalition to identify how service providers are supporting community and how they are documenting their work
- Allows us to collaborate and identify how to develop strategies and interventions to address systemic challenges
- **Next Steps:**
 - Examine data with Data Work Group
 - Identify gaps, risk and protective factors

VP Talks: Interviews with Leaders in the VP Field

Linda Ketcham – Executive Director, JustDane

Karen Menendez Coller – Executive Director, Centro Hispano

Break!



- 10-minute break
- Next: Data

Understand Violence in Our Community Through Data

Violence Prevention Unit Data Plan:

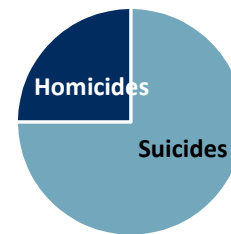
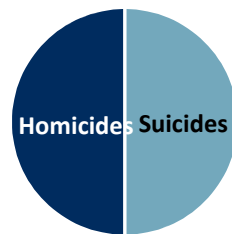
- Monitoring Violent Crime (snapshot)
 - Data Snapshot of Madison
 - Identifying priorities
 - Other LE agency data
- Utilizing evidence-based programming, based on data (toolbox)
- Identify providers from SPS for programming and recommendations
- Surveillance of violent crimes - linkage
- Identifying root causes

Data

- Current main data sources
 - **Death certificates** for Dane County residents
 - **Hospital encounters** (emergency department and inpatient) for Dane County residents
 - Madison Police Department: **Incident Based Reporting offenses**
- In the future, hope to gain access to and incorporate more data from police departments outside of Madison

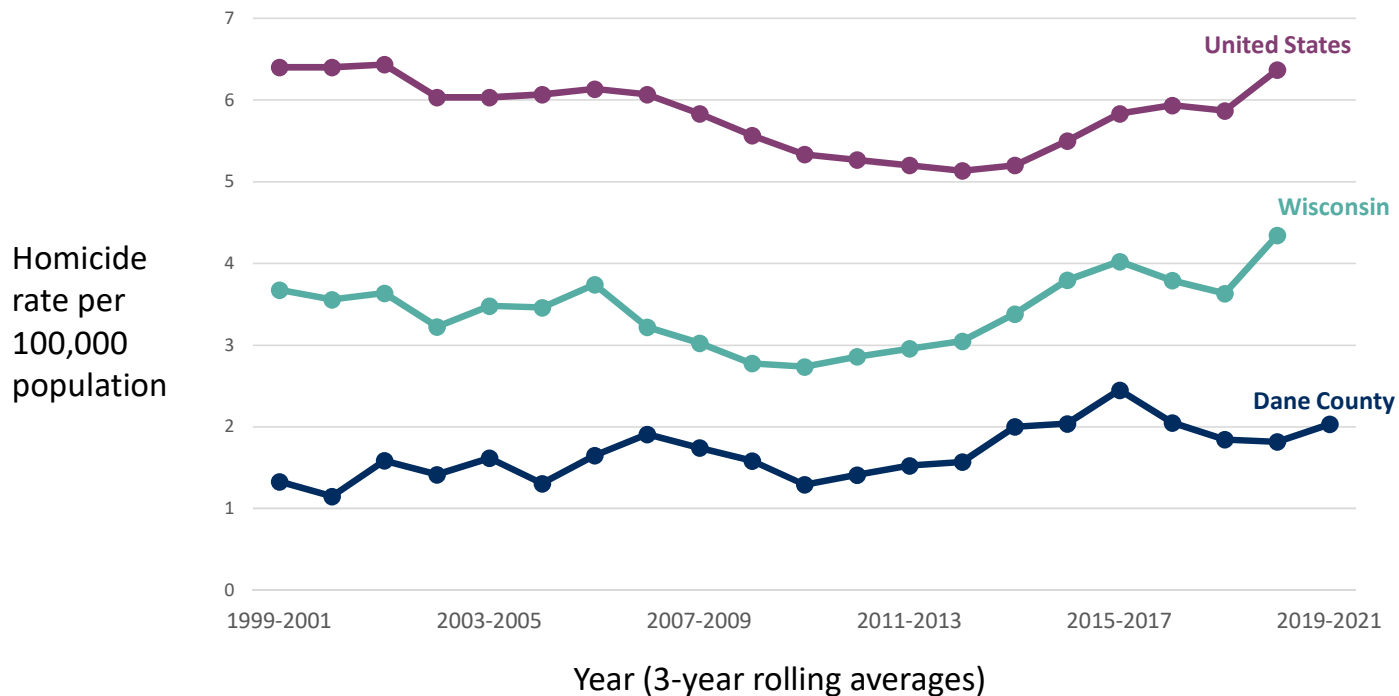
Death Data

- How do you think Dane County's homicide rate over the past ~22 years compares to Wisconsin's?
 - Higher? Lower? About the same?
 - What about compared to the national homicide rate?
- What percent of firearm deaths in Dane County do you think are homicides vs. suicides?



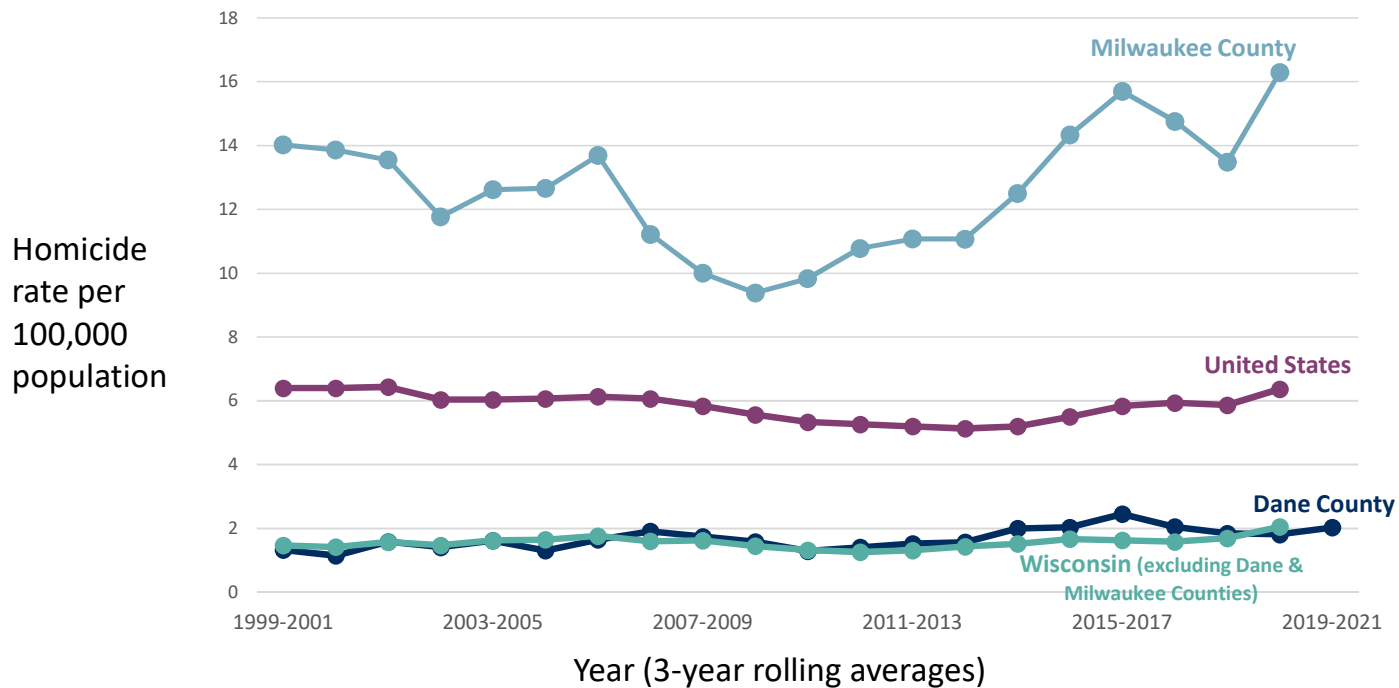
Death Data

From 1999 to 2020, on average, the **national** homicide rate was **3.5 times higher** and **Wisconsin's** homicide rate was **2.1 times higher** than **Dane County's**.



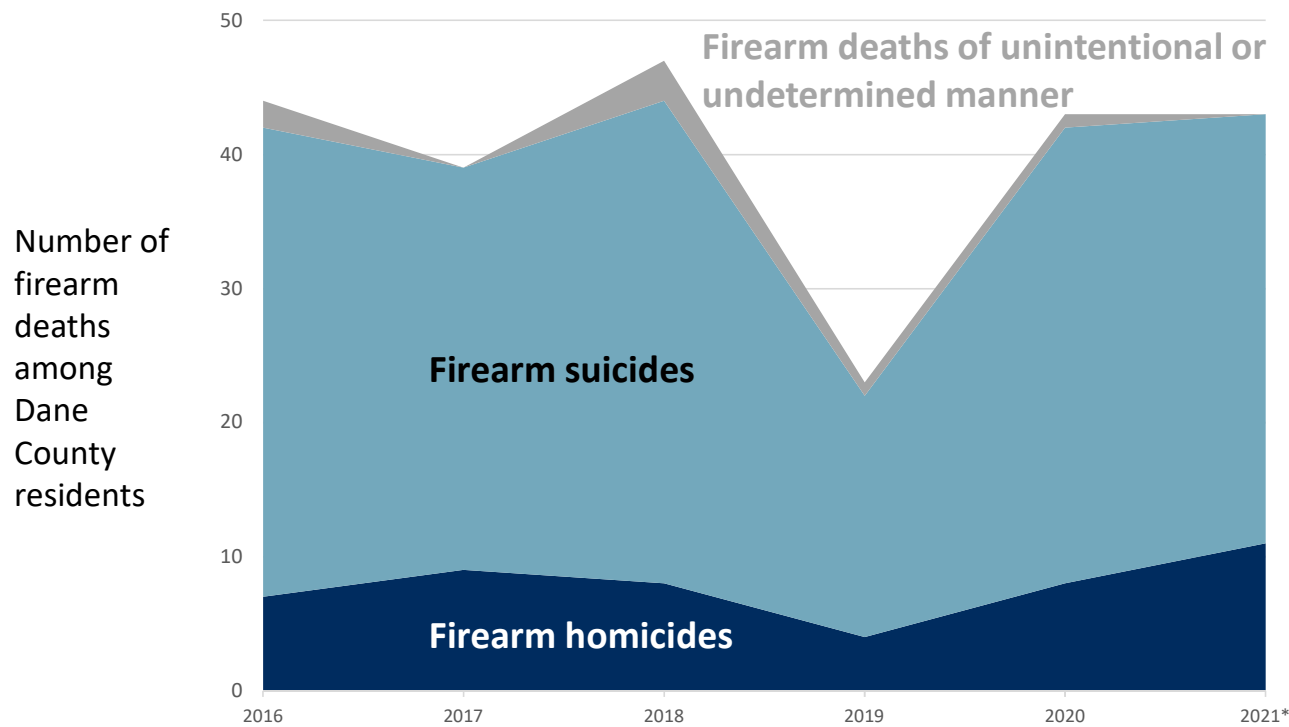
Death Data

When excluding Milwaukee and Dane County, **Wisconsin's** homicide rate has not been significantly different than **Dane County's**. Both have been significantly lower than the **US**, and **Milwaukee County**.



Death Data

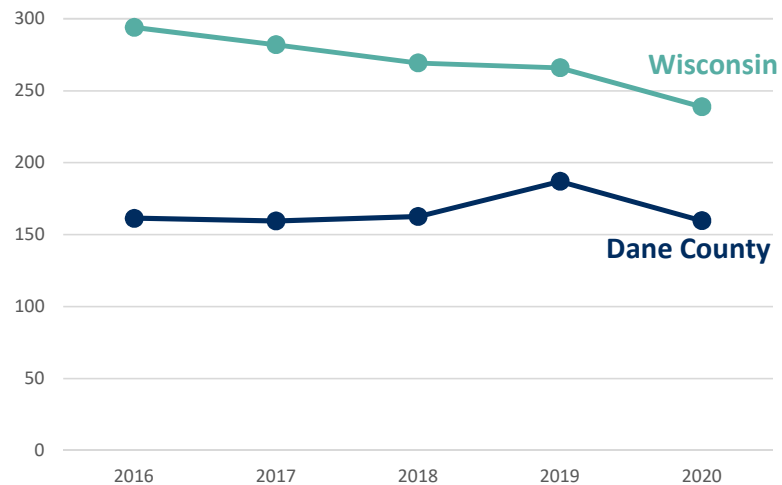
From 2016 to 2021*, **77% of firearm deaths were suicides**, **20% were homicides**, and **3% were of an unintentional or undetermined manner**.



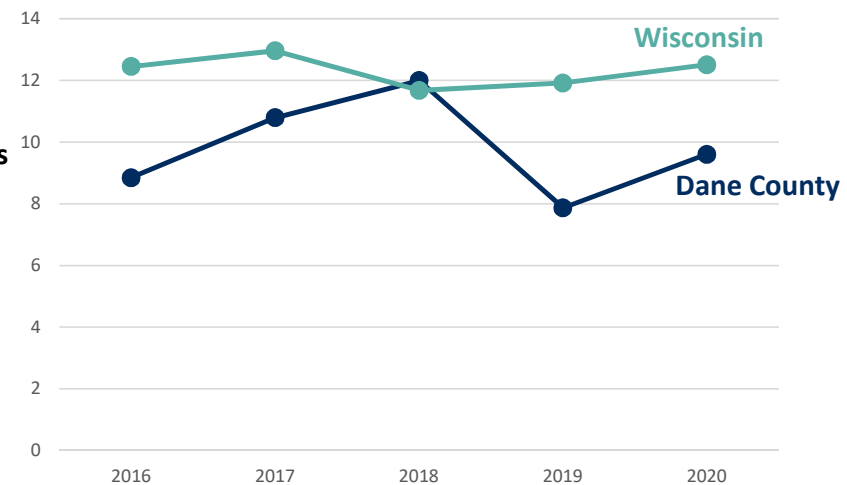
**Data for 2021 is provisional*

Hospital Data

Emergency department visits for assault-related injury, per 100,000 population



Inpatient hospitalizations for assault-related injury, per 100,000 population

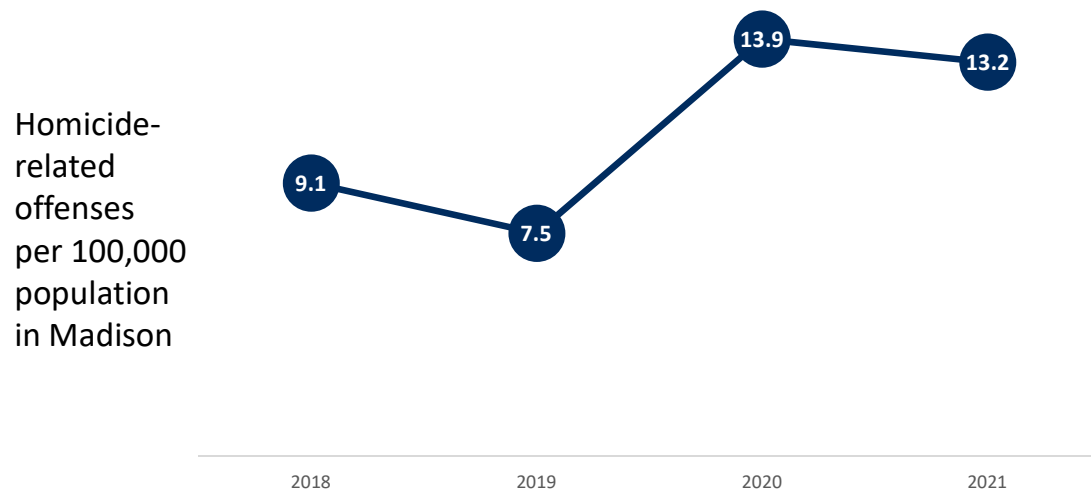


Madison Police Department (MPD) Data

- Currently have deidentified data on certain Incident Based Reporting offenses from 2018-2021
- “Violent crime” as defined by the FBI’s Uniform Crime Reporting Program are those offenses that involve force or threat of force
 - Homicide offenses, forcible sex offenses, robbery, aggravated assault
- How do you think the frequency of each of these different types of offenses in Madison changed during the pandemic (2020-2021) compared to the two years prior (2018-2019)? Did they increase, decrease, or stay about the same?

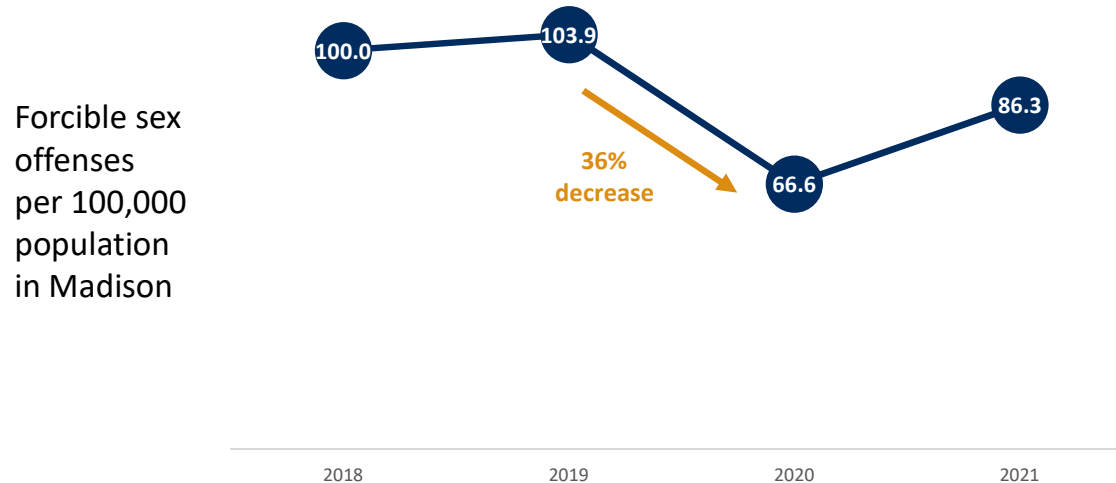
Madison Police Department (MPD) Data

Homicide offenses (including attempted homicides) trended upwards, but were not significantly different in 2020-2021 compared to 2018-2019.



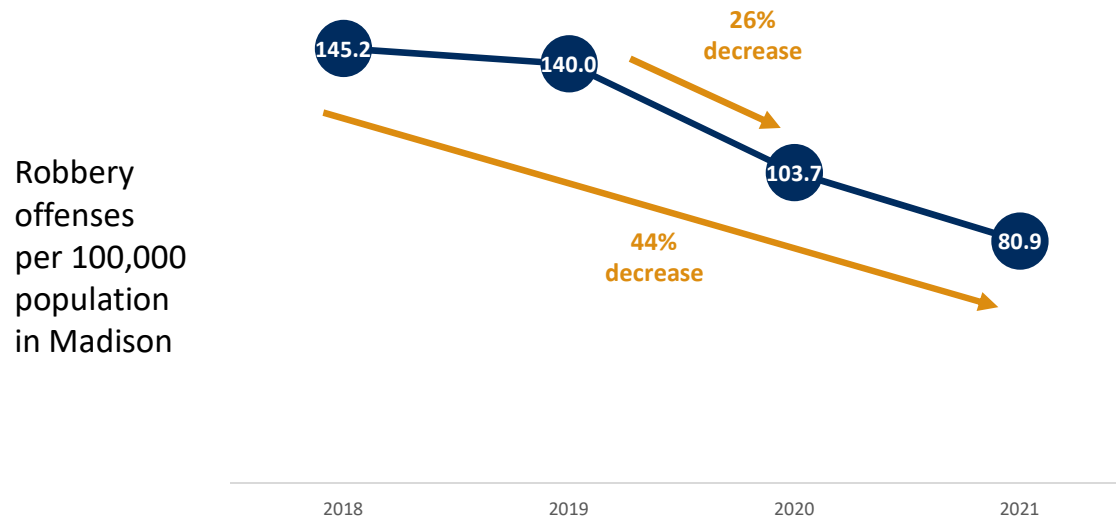
Madison Police Department (MPD) Data

Forcible sex offenses were significantly lower in 2020 compared to 2018 and 2019. The number in 2021 was not significantly different from any of the prior three years.



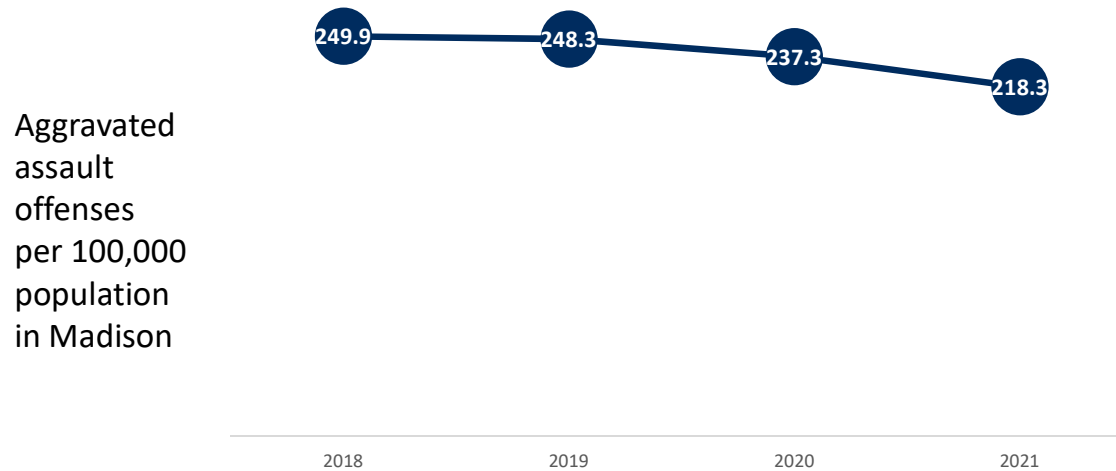
Madison Police Department (MPD) Data

Robberies were significantly lower in 2020 and 2021 compared to 2018 and 2019. Robberies decreased by 26% from 2019 to 2020, and decreased by 44% from 2018 to 2021.



Madison Police Department (MPD) Data

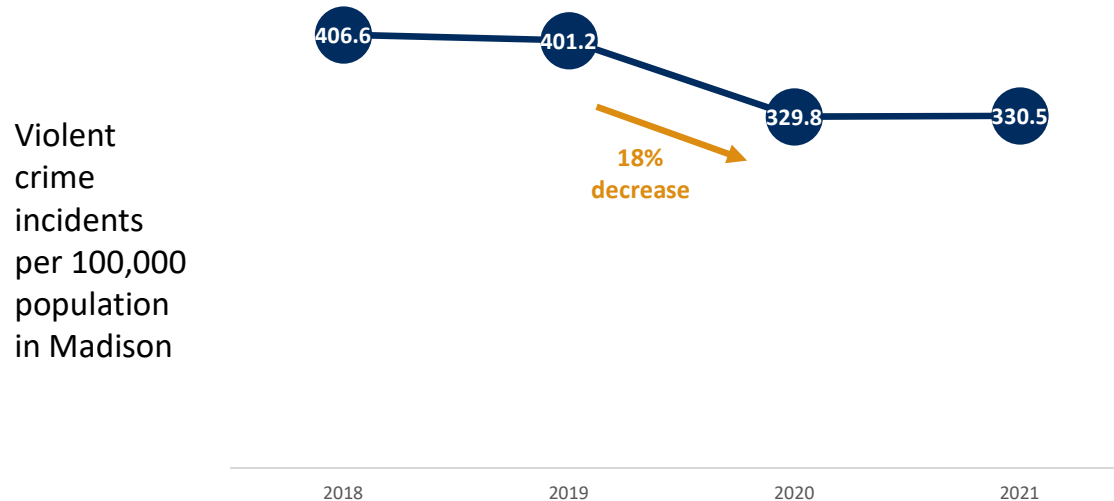
Aggravated assaults did not change significantly over the past four years.



Madison Police Department (MPD) Data

Overall, the rate of violent crime incidents in Madison was lower in 2020 and 2021 compared to 2018 and 2019.

Violent crime incidents decreased by 18% from 2019 to 2020, and were 19% lower in 2021 compared to 2018.



Data Next Steps

Data snapshots on different violence-related topic areas

- Include data, trends, effects of the pandemic, what we and our partners **(YOU!)** are doing, key stakeholders, and resources available

PREVENTING VIOLENCE IN DANE COUNTY

Preventing Gun Violence



The Dane County Landscape

Madison and Dane County overall have a low rate of gun violence compared to other cities the same size. However, gun violence has been increasing in recent years, especially during the COVID-19 pandemic.

X people are most affected by gun violence; [statistic about inequities]. Have partners insert a paragraph here

Dane County Data

The age-adjusted rates of firearm deaths in Dane County have remained **stable** over the past 5 years.

Effects of the Pandemic

While increases in firearm-related deaths have not shown up in the data yet, Madison has seen an increase in shots fired since the COVID-19 pandemic. {insert MPD shots fired data if available}

We've heard from people in the community that the pandemic increased their stress levels and economic instability. {insert more about effects of pandemic on communities in Madison}

What We Are Doing

Data Next Steps

WE NEED YOUR HELP!

- Please fill out the SPS survey so we can connect with you and promote your work on these snapshots!
- Potential topic areas: gun violence, sexual violence, domestic violence, violence among youth ... and open to more!

PREVENTING VIOLENCE IN DANE COUNTY

Preventing Gun Violence



The Dane County Landscape

Madison and Dane County overall have a low rate of gun violence compared to other cities the same size. However, gun violence has been increasing in recent years, especially during the COVID-19 pandemic.

X people are most affected by gun violence; [statistic about inequities]. Have partners insert a paragraph here

Dane County Data

The age-adjusted rates of firearm deaths in Dane County have remained **stable** over the past 5 years.

Effects of the Pandemic

While increases in firearm-related deaths have not shown up in the data yet, Madison has seen an increase in shots fired since the COVID-19 pandemic. {insert MPD shots fired data if available}

We've heard from people in the community that the pandemic increased their stress levels and economic instability. {insert more about effects of pandemic on communities in Madison}

What We Are Doing

Contact Info for Data-Related Questions/Connections

Brittany Grogan, MPH

Data Analyst/Epidemiologist

BGrogan@publichealthmdc.com

World Café

- The World Café methodology is a simple, effective, and flexible format for hosting large group dialogue. It is a creative process for leading collaborative dialogue, sharing knowledge and creating possibilities for action in groups of all sizes.
- The technique builds on the notion of group intelligence. By organizing several discussion rounds where people are invited to discuss a topic of mutual interest in small groups, the technique enables bringing together individual ideas into one comprehensive message

World Café - Instructions

- Attendees will be divided into groups
- Spend 10 minutes on a topic connected to the Roadmap
- Attendees will switch groups two more times
- Last session will focus on the recommendations for the Coalition and next steps
- After lunch, we will review recommendations and vote on the priorities

Lunch



- 45-minute lunch
- Next: More VP Talks

VP Talks: Interviews with Leaders in the VP Field

Ron Chance – Community Programs Manager, DCHS

Report Back from World Café

- Each person will be given 2 voting dots
- For the next few minutes, place your dots on your top 2 priorities, as listed on the wall
- If you are interested in working on one of the recommendations, place your name and email on a sticky note on the wall next to the recommendation
- Recommendations are part of the overall Roadmap and Work Group activities



VPU Summer Events

- Wear Orange event Friday June 3rd at 6pm
 - Villager Mall on South Park Street.
- Parks Alive
- Victim Impact Awareness & Remembrance Day
- Back to School Safety

Conclusion

- Closing
 - Planning for Year 2 (Year 1 was successful!)
 - Coordination and collaboration are key to the Roadmap's progress
 - Service Mapping + Data Collection
 - Roadmap and Work Group activities continue

thank
you!

- Post-Meeting Survey:

Please take a few minutes to tell us your thoughts!

