

Firearm Deaths in Dane County

September 2022

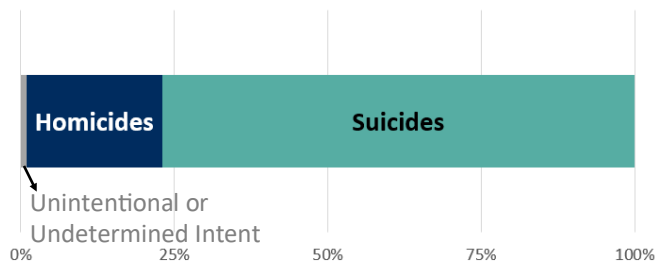
Firearm violence is a public health crisis.

On average, one Dane County resident dies every ten days from a firearm. These are preventable deaths that not only impact those directly involved, but contribute to longstanding ripple effects for the larger community. Firearm violence is a leading cause of premature death and requires a public health approach to prevent further death, disability, and trauma. We support evidence-based firearm safety policies in order to prevent gun violence in our community.

From 2016-2021, 77% of firearm deaths among people who live in Dane County were suicides, 22% were homicides, and 1% were of an unintentional or undetermined intent.

Manner of death for firearm deaths among Dane County residents, 2016-2021*

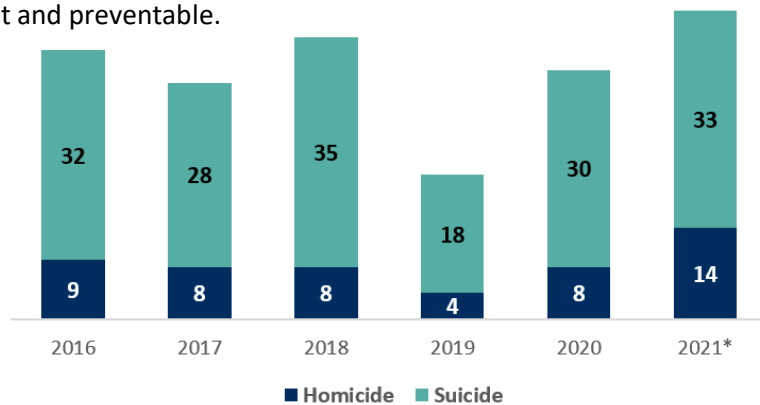
*2021 data is provisional



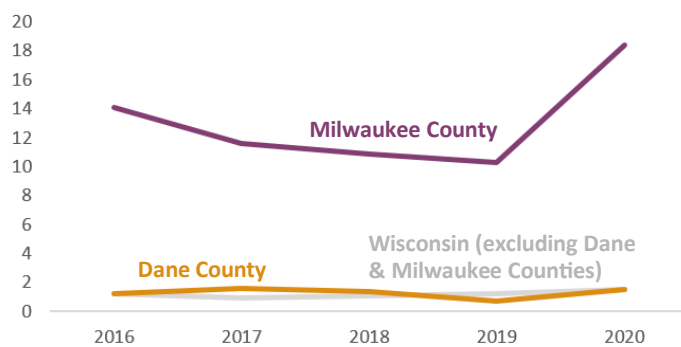
The number of firearm deaths has been mostly stable for the past six years, except for a 51% statistically significant decrease from 2018 to 2019. There were fourteen Dane County residents who died by firearm homicide in 2021, which is the highest in recent history, although not significantly higher than any of the preceding five years. Regardless of trends, each firearm death is important and preventable.

Firearm suicide and homicide trends among Dane County residents, 2016-2021*

*2021 data is provisional

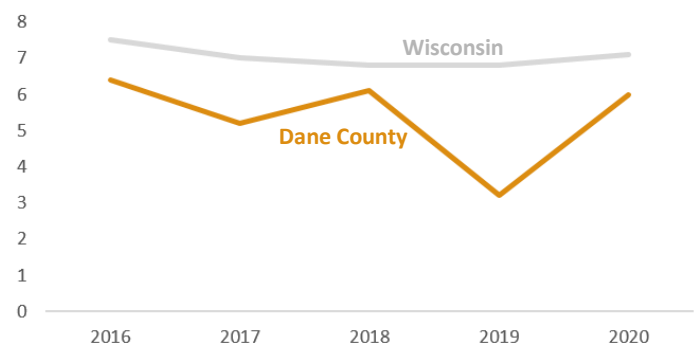


Milwaukee County has the highest **firearm homicide rate** in the state. When pulling out the two largest urban areas in the state from the statewide firearm homicide rate, **Dane County's** rate is indistinguishable from the **rest of the state**.



Age-adjusted firearm homicide rate per 100,000

Dane County's **firearm suicide rate** has not significantly differed from **Wisconsin's** from 2016-2020, except in 2019 when Dane County's rate was 53% lower than Wisconsin's.



Age-adjusted firearm suicide rate per 100,000

Firearm Deaths in Dane County

September 2022

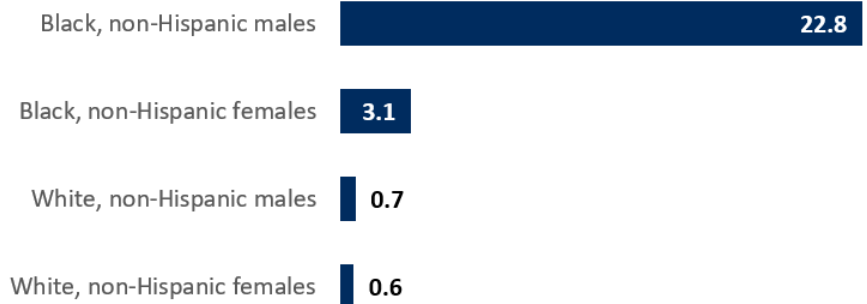
The burden of firearm violence is not experienced equally among all groups.

Black, non-Hispanic males in Dane County experience the highest rates of death due to **firearm homicide**, while white, non-Hispanic males have the highest rates of **firearm suicide**.

Age-adjusted firearm homicide rates per 100,000, 2016-2021*

**2021 data is provisional*

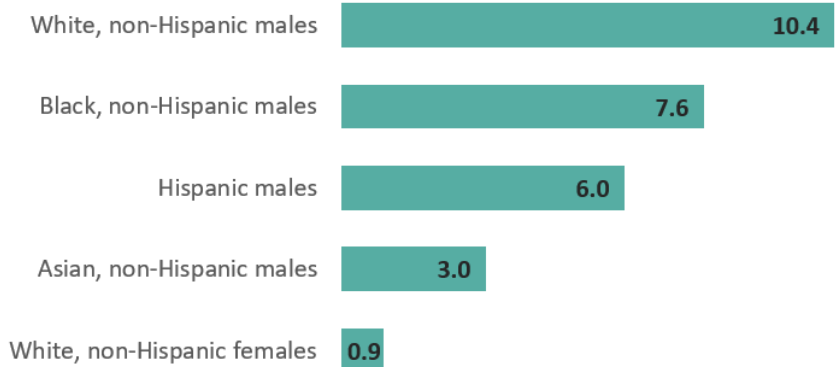
Rates only provided for groups with a count of at least four deaths in this six-year period.



Age-adjusted firearm suicide rates per 100,000, 2016-2021*

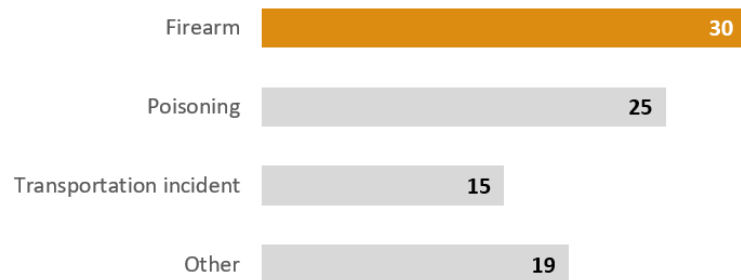
**2021 data is provisional*

Rates only provided for groups with a count of at least four deaths in this six-year period.

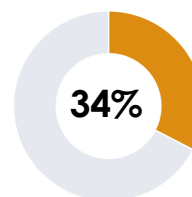


Males in Dane County were **2.5 times** more likely to die by **firearm homicide** & **13.2 times** more likely to die by **firearm suicide** than females from 2016-2021.

Firearms were the leading cause of death among non-Hispanic Black males ages 15-34 in Dane County from 2016-2021.



Total number of deaths, 2016-2021



One out of every three deaths among non-Hispanic Black males ages 15-34 were caused by **firearms** from 2016-2021.